



Nelson & Nelson Mfg.
5210 Stadium Blvd, Suite C
Jonesboro AR 72404
870-268-6393 : Cell 219-1019

Installation Instructions 4-28-24


Model CAN-DHRN

CANYON Dual Horn Kit

Steps needed to install your dual Horn kit for 2025+ Canyon Models



1.- First remove the Driver seat by turning the key to unlock. Remove the seat. Then lift the rubber panel over the battery location as shown below. Take the supplied horn wiring harness and lay the harness in the space in front of the battery as shown. Do NOT hook up the positive and negative to the battery at this time.



2.-Next remove the cover as shown below. Push in on the two tabs of the cover and then remove.




3.-Then remove the push pin below.



4.-Next remove the lower panel by pulling this panel at this location. Then remove this screw below. Then remove the upper panel but pulling the upper right side down to unclip then forward to release.




5.- Once the upper panel is removed, then locate the factory horn. Remove the horn by removing the bolt as shown below. Then take the new horn assembly and secure it as shown with the new nut and bolt. The washer and locknut go on the back side. Tighten up the bolt.



6.- Once the horn unit is installed take the wiring harness ends from the battery location and run those wires along the frame and under the metal panel and out as shown below. Then run the wires behind the panel as shown then to the horn location.



7.-Then take the existing factory horn wires and on each side of the positive and negative plug clip off the small tabs on each side. This will allow those wires to slide into the new horn harness plugs. Take the two factory plugs and plug them into the new harness as shown below. It makes no difference which is plugged into the red or black wire. Last go back to the battery location & plug the **Red** positive wire to the positive terminal on the battery and the Black wire to the negative terminal.



Reinstall all panels & seat in reverse of how you disassembled them.

Your Dual Horn Kit is now installed!

We thank you for purchasing one of our Dual Horn Kits. Today we know the need for improved accessories, and we have solved that demand with a stylish system that compliments the design of your Canyon®!

spyderextras.com